

Spectra LP Electric Series




Features:

- 800, 1000, 1200 and 1400 arm length
- Passive Break (powered to disengage), doubles as friction brakes
- Single or Tandem Mount
- Console C20 to C60 Height
Sizes: 12.5" x 9", 14" x 12.5", 18" x 12.5", 18" x 9"
- Rotation up to 340°
- Up to 1800 lbs Capacity
- 8X Rails for mounting accessories such as Shelves, Drawers, ETS, IV mounts
- Up to 12 Gases
- Up to 16 Electrical Duplexes
- Additional data, blank provisions and custom cutouts available
- Optional - Integrated Patient Lift Track
- Optional - Integrated Console Night Light

Amico Spectra Series Pendants are permanently-connected medical pendants, intended for use in an indoor hospital location, and permanently mounted to the building structure. The medical pendant provides facility for convenient connection to electrical power, medical-grade gases like medical air, oxygen, etc and vacuum to other equipment, and data ports. Amico medical pendants are unique to the market as they offer an integrated patient lift rail for safely moving patients.


Technical Specifications

Electric Solenoid




The electric solenoid generates the necessary force to release tensions in the spring allowing the bearing to be locked or unlocked.

Power Supply Box



The power supply generates 24V from 100 – 240 VAC for each solenoid. There are three (3) connections (1 per solenoid) and two (2) connections (1 per each electric brake handle).

High Tension Springs



The springs generate friction by pulling the brake shoes towards the center drum, preventing the bearing from rotating freely.

General Specifications:

Input Voltage: 100 - 240 VAC

Power Consumption:

Ceiling and Adapter Bearing: 200 W

Console Bearing: 80 W

Switch Operation: Momentary

Braking System: Brake switches are provided on the ergonomic control handle on the console along with simplified operation diagram

Brake Type: Spring actuated friction brake

Torque: 520 lbs-in

Materials:

Arms: High Strength Powder-coated Aluminum

Bearing Housings: High Strength Steel

Console: Aluminum casing with Steel panels