

SONY



LMD-2735MD

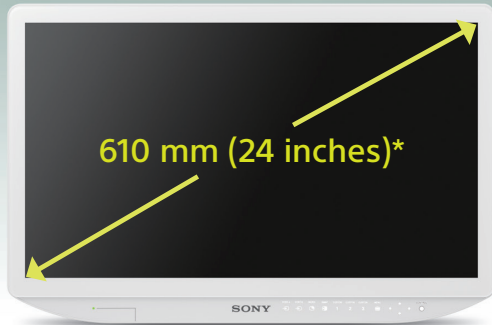
LMD-2435MD

LCD Monitors

LMD-2735MD



LMD-2435MD



* Measured diagonally

The Sony LMD-2735MD and LMD-2435MD are intended for viewing color video displays of images from surgical endoscopic/laparoscopic camera systems and other compatible medical imaging systems.

Both of these LCD monitors are suitable for use in hospital operating rooms, surgical centers, clinics, doctor's offices and similar medical environments.

High Picture Quality

Bright Full HD Resolution (1920 x 1080)

With a resolution of 1920 x 1080, the 27-inch or 24-inch Full HD display offer clear and bright color video images.

Variety of Inputs from Video to HD/SD-SDI

The LMD-2735MD and LMD-2435MD are equipped with Video, S Video and HD-15 inputs, in addition to DVI-D and SDI.



Common with LMD-2735MD/2435MD

Compact and Stylish Design

Narrow Bezel

The narrow bezel achieves a wider display area.

Ergonomic Design

The easy-to-hold ergonomic design enables you to adjust the monitor position easily.



VESA Mounting

The VESA-mounting standard (100 x 100 mm) enables these monitors to be used in a variety of medical installations.



Easy to Install & Use

Intuitively Operable Control Panel with LED Lighting Navigation

LED navigated operation enables easy setting, even in dark environments. The user can assign CUSTOM buttons (1 - 3) to commonly used functions.



Edge-to-edge Flush Surfaced Design for Easy Cleaning

The flush surface allows you to easily wipe liquids and gels off the LCD panel and control buttons.



Fan-less Design for Clean and Silent Operation

The fan-less design enables silent operation.

Installation Flexibility via Direct AC in or AC Adapter*

System integrator can select from two types of power-supplies to meet each environment.

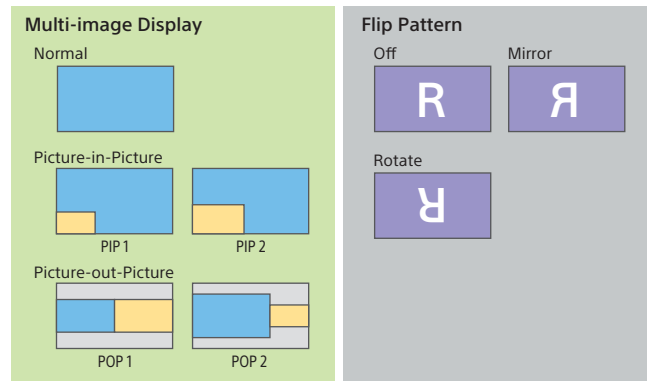
* The AC-120MD AC adaptor is sold separately

Compliance with Standards*

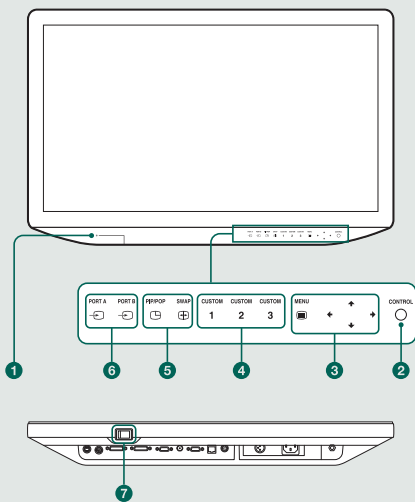
These monitors are certified to IEC 60601-1 and standards applicable in various countries and economic regions including Canada, Europe, and the USA.

Variety of Display Modes

A variety of display modes – including Mirror Image, Side-by-Side, Picture-in-Picture, and Picture-out-Picture – can be selected easily by simply pressing buttons.

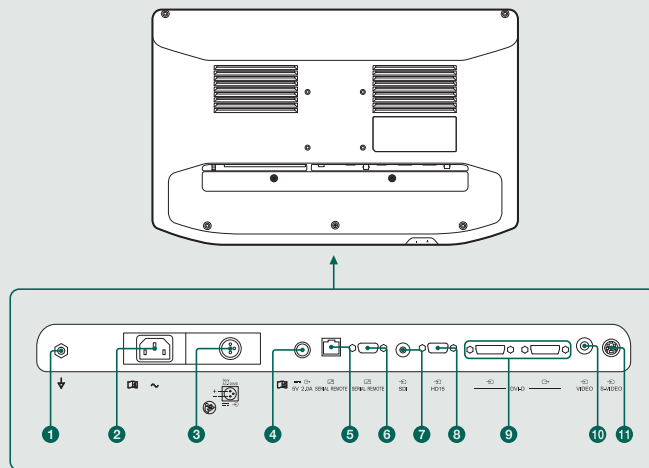


Front Panel



- 1 Power indicator
- 2 CONTROL button
- 3 OSD menu operation buttons
- 4 CUSTOM buttons (1,2,3)
- 5 Multi-image display setting buttons
- 6 Input select buttons
- 7 (ON)/STANBY switch

Connector Panel



- 1 (Equipotential) terminal
- 2 (AC input) connector
- 3 Sony AC-120MD (DC input) connector
- 4 5 V 2.0 A (DC output) connector
- 5 SERIAL REMOTE connector (RJ-45)
- 6 SERIAL REMOTE RS-232C connector (D-sub 9-pin, female)
- 7 SDI input connector (BNC type)
- 8 HD15 input connector (D-sub 15-pin, female)
- 9 DVI-D input/output connector (DVI-D)
- 10 VIDEO input connector (BNC type)
- 11 S-VIDEO input connector (4-pin mini-DIN)

Specifications

	LMD-2735MD	LMD-2435MD
Picture Performance		
Panel	a-Si TFT Active Matrix LCD	
Picture Size (Diagonal)	27 1/8 inches (686 mm)	23 7/8 inches (604.7 mm)
Effective Picture Size (H x V)	23 5/8 x 13 1/4 inches (597.9 x 336.3 mm)	20 3/4 x 11 3/4 inches (527.0 x 296.5 mm)
Pixel pitch	0.3114 x 0.3114 mm	0.2745 x 0.2745 mm
Resolution (H x V)	1920 x 1080 pixels (Full HD)	
Aspect	16:9	
Pixel Efficiency	0.9999	
Backlight	LED	
Panel Technology	LCD with IPS	
Luminance (Panel Specification)	300 cd/m ² (typical)	
Contrast Ratio	1000 : 1	
Colors	Approx. 16.7 million colors	
Viewing Angle (Panel Specification)	89°/89°/89°/89° (typical) (up/down/left/right contrast > 10:1)	
Gamma	1.8, 2.0, 2.2, 2.4, 2.6, DICOM	
Input		
Composite Input	BNC (x1)	
Y/C Input	Mini-DIN 4-pin (x1) Y: 1.0 Vp-p (75 Ω) C: 0.286 Vp-p (75 Ω, NTSC burst) 0.3 Vp-p (75 Ω, PAL burst)	
RGB, Component Input	RGB: Via HD-15 connector (D-sub 15-pin) * 0.7 Vp-p (75 Ω) (when Sync On Green, 0.3 Vp-p sync) Component: Via HD-15 connector (D-sub 15-pin) * Y: 1.0 Vp-p (75 Ω) (including 0.3 Vp-p sync) Pb: 0.7 Vp-p (75 Ω), Pr: 0.7 Vp-p (75 Ω)	
DVI-D Input	DVI-D (x1) TMDS single link	
SDI Input	BNC (x1) HD/SD-SDI	
HD15 Input	D-sub 15-pin (x1) RGB: 0.7 Vp-p (75 Ω) H/V Sync: Total level (polarity free) Plug & Play function : corresponds to DDC2B	
External Sync Input	Via HD-15 connector (D-sub 15-pin) * 0.3 Vp-p to 4.0 Vp-p (75 Ω)	
Serial Remote	D-sub 9-pin (RS-232C) (x1), RJ-45 (x1) (Ethernet, 10BASE-T/100BASE-TX)	
DC Input	XLR-type 3-pin (male) (x1), 24 V DC (output impedance 0.05 ohms or less)	
Output		
DVI-D Output	DVI-D (x1)	
DC 5 V Output	(x1), up to 2.0 A	
General		
Power Requirements	100-240 V, 50-60 Hz, 0.6 - 0.3 A - DC Input: 24 V, 2.2 A (Supplied from AC adaptor) AC adaptor (Sony, AC-120MD): Optional - AC Input: 100 V - 240 V, 50/60 Hz, 0.6 - 0.3A - DC Output: 24 V 2.2 A	
Power Consumption	Approx. 57 W (max.)	
Operating Temperature	32°F to 95°F (0°C to 35°C)	
Operating Humidity	30% to 85% (no condensation)	
Storage/Transport Temperature	-4°F to +140°F (-20°C to +60°C)	
Storage/Transport Humidity	20% to 90%	
Operating/Storage/Transport Pressure	700 hPa to 1060 hPa	
Dimensions (W x H x D) **	26 x 16 7/8 x 3 1/8 inches (660 x 427 x 78 mm) 26 x 20 1/8 x 12 5/8 inches (660 x 509 x 319 mm) (with SU-600MD optional stand)	22 5/8 x 14 7/8 x 3 1/8 inches (572 x 376 x 78 mm) 22 5/8 x 19 x 12 5/8 inches (572 x 481 x 319 mm) (with SU-600MD optional stand)
Weight	Approx. 19 lb 2.9 oz (Approx. 8.7 kg)	Approx. 14 lb 12 oz (Approx. 6.7 kg)
Mounting	100 x 100 mm VESA	
Supplied Accessories	AC plug holder (2), Before Using This Unit (1), CD-ROM (1), Service Contact List (1)	
Optional Accessories	SU-600MD Monitor stand, SMF-405 Signal cable, AC-120MD AC Adaptor	

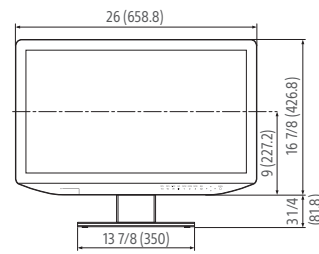
* Needs SMF-405 sold separately.
** The values for dimensions are approximate.

Dimensions

LMD-2735MD

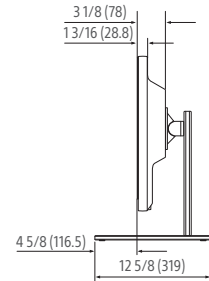
Front

When an optional stand SU-600MD is attached

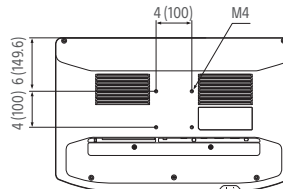


Side

When an optional stand SU-600MD is attached



Rear (VESA Mount Instruction)

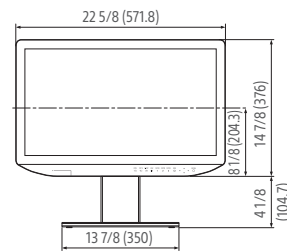


Unit: inches (mm)

LMD-2435MD

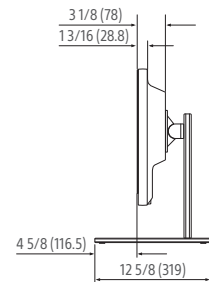
Front

When an optional stand SU-600MD is attached

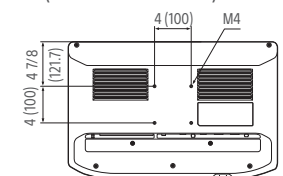


Side

When an optional stand SU-600MD is attached



Rear (VESA Mount Instruction)



Unit: inches (mm)

Optional Accessories



SU-600MD
Monitor Stand



AC-120MD
AC-adaptor



SMF-405
RGB/HD-15 Signal Cable

©2016 Sony Corporation. All rights reserved.

Reproduction in whole or in part without written permission is prohibited.

Features and specifications are subject to change without notice.

The values for weight and dimension are approximate.

Some images in this brochure are simulated.

"SONY" and other marks are trademarks or registered trademarks of Sony Corporation.

All other trademarks are the property of their respective owners.

Sony Electronics Inc.
1 Sony Drive
Park Ridge, NJ 07656
sony.com/medical