












# MX50p

5MP

-  14-Bit Grayscale
-  LED Backlight
-  High Brightness
-  Self-Brightness Control (SBC)
-  Luminance Uniformity Control
-  DICOM Sensor (IQ Sensor® II)
-  Digital Ambient Control (DAC)
-  Pivot
-  Multi-functional Stand-base
-  DVI Input Connectivity
-  Displayport



MX50p 5M Monochrome Mammography Display

**WIDE**

The MX50p display, optimized for PACS, CT, MR and US viewing, is the new medical imaging display solution with highly advanced TFT LCD technology; higher brightness, better contrast ratio, real black uniformity performance and perfect image quality in grayscale. Grayscale images can be viewed with the comfort of preset DICOM-modes, enabling to review images from different medical sources in optimal conditions, improving efficiency and diagnostic performance significantly.

# MX50p 5M Monochrome Mammography Display



- Ultra High Brightness
- LED Backlight
- 14-bit Grayscale
- IQ-Sensor® / SBC Sensor

A better image quality can make a life critical difference when it comes to making a diagnosis. WIDE has developed this display to produce the highest-quality images and most comprehensive tools, because every life is precious.

LCD Panel	TFT AMLCD IPS Grayscale
Native Resolution	2560(H) x 2048(V)
Pixel Pitch	0.165mm x 0.165mm
Active Display Area	422.4mm x 337.9mm (16.6"x13.3")
Active Screen Size (Diagonal)	540.9mm (21.3")
Viewing Angle(Typ)	176°, 176° at 50:1 Contrast Ratio
Brightness Max.(Typ)	1,200cd/m <sup>2</sup>
Brightness Calibrated (Typ)	500cd/m <sup>2</sup>
Contrast Ratio (Typ)	1,200 :1
Bit Rate for Look-Up Table	14-bit
Digital Video Input	DVI-D, Display Port
Display Communication	DDC2B (VESA Standard Compliance)
Universal Serial Bus (USB)	1 up and 3 down-streams
Power Supply	AC Input 100-240Volt+/-10%, 60Hz/50Hz+/-3Hz
Built-in Sensors	IQ Sensor2®, SBC, DAC
Display Adjustments	Source, Menu, Enter, Up, Dn, Lamp, Power
OSD Languages	English, German, French, Spanish, Italian, Russian, Japanese, Chinese, Korean
Power Consumption	Max : 80W, Typ : 45W, Power Save : 1W
Tilt/Swivel/Height Adjustments	-3°, +15°/±20°/110mm
Portrait/Landscape Rotation	90° (Counter clockwise)
Mounting Hole	VESA Standard (100mm x 100mm)
Weight	12.5Kg(27.6lb) with Stand
Dimension	394mm(W) x 535.9mm(H) x 248.8mm(D)
Operational Temperature	0°C to 40°C (32°F to 104°F)
Operational Humidity	10% to 80%
Storage Temperature	-20°C to 60°C (-4°F to 140°F)
Certifications and Standards	FCC Class B, CE, VCCI Class B, KC, ICES-003-B, C-Tick, UL60601-1, CSA Std., C22.2, No.601.1, IEC/EN60601-1, FDA 510 (k)
Option	Protect Glass

Technical information

The contents in this literature are subject to change without prior notice. The color of the products on this literature may be different. Dimensions given by way of indication only.

Contact Sales: 636.928.2800

info@synergymedco.com



### US Medical Imaging Sales

SYNERGY medical, inc.  
8069 Mexico rd. St. Peters, MO 63376  
Office: 636.928.2800 Fax: 636.660.5170  
info@synergymedco.com  
www.synergymedco.com

### Medical Imaging Technologies

Diagnostic Displays  
Surgical Displays  
Patient Monitoring Displays  
OR Integration  
Medical Video Recording

**WIDE Corporation** (Gomae-Dong) 12 Wongomae-Ro, Giheung-Gu, Yongin-Si, Gyeonggi-Do 446-901, Korea Tel: +82-31-218-1600 Fax: +82-31-274-7400 info@widecorp.com

**WIDE USA Corporation** 2210 E. Winston Road, Anaheim, CA 92806, USA Tel: +1-714-300-0540 infousa@widecorp.com

**WIDE EUROPE B.V.** Panamalaan 3L, 1019 AS Amsterdam, The Netherlands Tel: +31 20 311 9797 Fax: +31 20 311 9790 infoeu@widecorp.com

**WIDE JAPAN** Shinjuku Suzuki Bldg A 1-6-8 Shinjuku, Shinjuku-Ku, Tokyo160-0022, Japan Tel : +81-3-6457-8371 Fax : +81-3-6457-8372 infojapan@widecorp.com

**WIDE ASIA** 1350/88-89, Thairong tower, Pattanakarn road, Suanluang, Bangkok 10250, Thailand Tel:+66 (0)2 717 1843, Fax: +66(0)2 717 1844 infoasia@widecorp.com